



Pattern Digest 2022

*Passenger Car, SUV/4x4,
and Light Truck Tires*



www.giti.com

Table Of Contents

Introduction

— A Global Tire Company	3
— A Strong Presence All Around the World	4
— advanztech	6
— Giti Motorsports Tires	9
— Tire Mapping	10

Product Range

— Giti Control	14
— Giti Comfort	21
— Giti 4x4	32
— Giti Van	38
— Giti RunFlat	42
— Tire Knowledge	44
— OEM Partners	46
— OEM Partnerships & Awards	47

A Singapore Based Global Tire Company

Giti Tire has been in the tire business for more than 60 years. The company has become one of the world's largest tire manufacturers, serving customers in more than 130 countries.



5

R&D and Testing Centers

4 R&D in Germany, USA, China, Indonesia, and 1 testing center in UK



6

Manufacturing Plants

4 in China, 1 in Indonesia
1 Newly opened in the US



10

Offices

Singapore, Indonesia, Malaysia, China, U.S., Canada, U.K., Germany, France and Dubai



More than

30,000

Employees
Worldwide



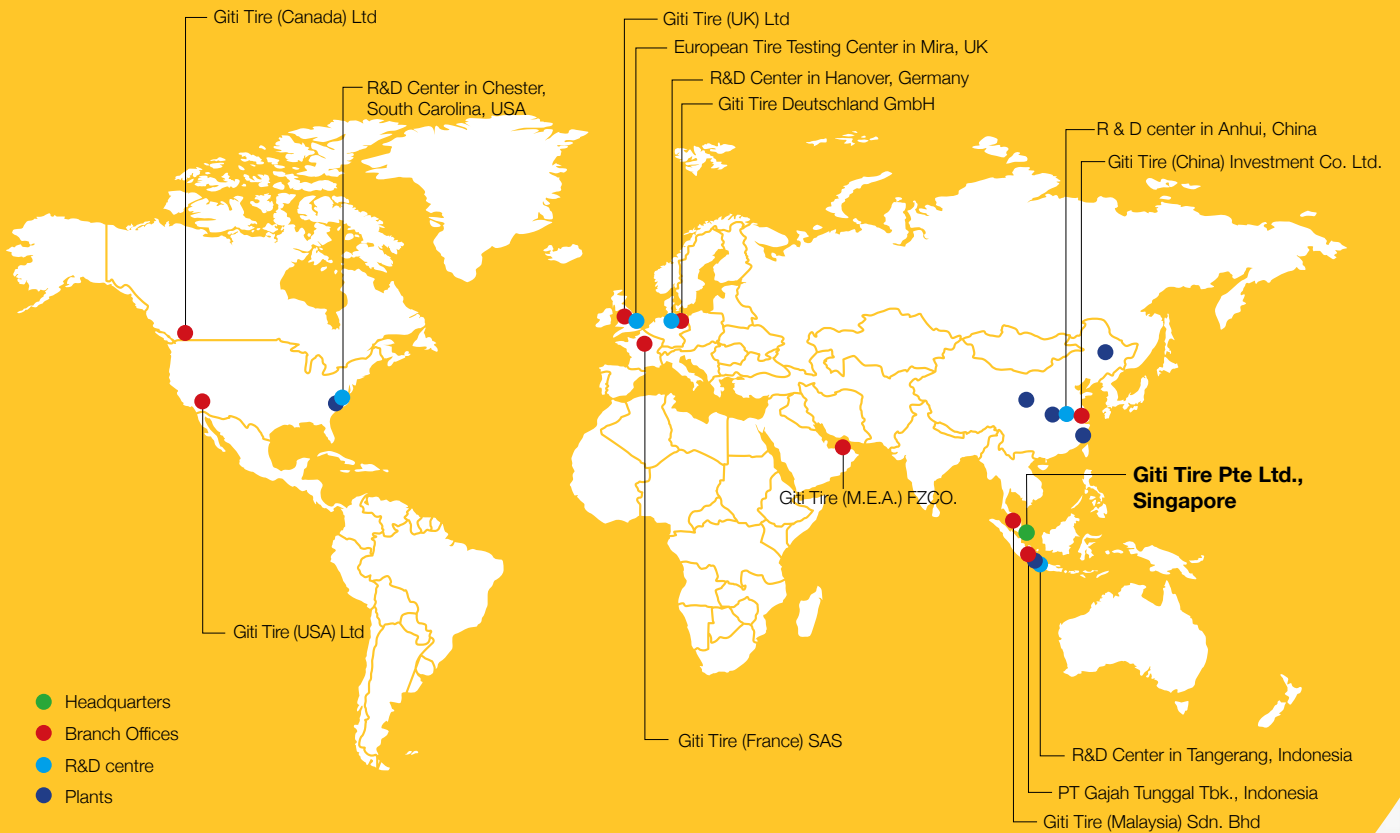
More than

70,000

Points of Sale
In more than 130 countries



A Strong Presence All Around the World





As a Singapore based global tire company, one of Giti Tire's strengths is its international reach encompassing distribution, facilities, OEM fitments, and brand-driven motorsports.

This begins from Giti's 10 offices, six manufacturing plants in three countries, and tire sales in more than 130 countries around the world, and continues with Giti's highly diverse team-members, partners, and activities globally.

Just having a number of global offices is not enough. True international-connectivity is to have all aspects of the company working together, to best execute strategy, production, and sales on both global and local levels.

International Accreditations



3892

02544



advanztech

Giti utilizes state of the art equipment and high technologies to bring to reality forward-thinking innovative ideas.

The centers operate as one globally integrated R&D system with a shared technical knowledge management platform - AdvanZtech. There are a range of components that make up AdvanZtech, creating an all - encompassing platform that considers driver needs from six key perspectives.



Discover More:

www.giti.com/en-us/product-services/advanztech



Quiet and Comfort

Some noise is inevitable while driving. However Giti Tire's pattern noise simulation system optimizes the design of its tires to quiet down the noise from the tire and road interaction. This technology eliminates annoying tire vibrations by combining testing, modal and transmissibility analysis, and structural analysis, improving overall ride comfort.



Green and Energy Efficient

Giti's low rolling resistance green and eco-friendly technologies reduce energy consumption, thus saving fuel, and protecting the environment. The low rolling resistance compound reduces friction between rubber molecules, which lowers energy consumption. This means less heat generation, less fuel, and better protection for the environment.



Safety Without Worry

Giti Tire participates in leading global motorsports events and applies the technology and experience to everyday tires. Safety performance is the core value of Giti tires. Through in-depth research on tire compound, pattern, and structure, Giti develops and applies safety-focused technologies that ensure strong grip and stability in all road conditions and applications.



Quality and Endurance

Tire endurance and wear performance determine tire mileage and application life. Specially formulated compounds from Giti improve the strength of rubber and enhance wear resistance of the tire. Giti also optimizes tire structure and pattern design to distribute tire footprint friction energy evenly, thus extending tire wear mileage.



Precise Control

The contact area between the tire and road provides the forces for a vehicle's drive impacting control performance. Through simulation and test technology, Giti optimizes its tire structure - fine - tuning tire stiffness, improving grip, and optimizing handling response. Giti Tire improves the dry/wet grip performance of its tires through optimization of compound and pattern design.



Smart and Innovative

Giti is actively engaged in the next generation innovative tire technologies. The latest smart tire technologies help reveal hidden safety hazards opening new frontiers for improved safety and performance.



Top Auto Manufacturers Trust Giti

By providing consistently high-quality products and cultivating strong relationships throughout the years, Giti has earned the trust of vehicle manufacturers around the world.



Giti Motorsports Tires:

Challenging the Toughest Terrains, Conditions, and Competitions Around the World.



MAXIMUM ENDURANCE OVER 24 HOURS

Giti is participating in the 24 Hours Nürburgring for the third consecutive year, with four cars that includes an all-female VW racing team



Giti Compete GTR1



POWER UP TOMORROW'S RACING LEADERS

The Formula 3 Asian Championship series brings together top young drivers from around the world, competing throughout Asia and the Middle East



Giti Compete GTR1



DRIVING BIG PERFORMANCE IN SMALL CARS

Giti is the official supplier of the VW Fun Cup in the UK



Giti Compete GTR2



HIGHLY SPIRITED FOR SPORTS CAR DRIVER CLUB

Formula V1 Challenge Series in Philippines powered by Giti Sport GTR3 RR1 tires



Giti Sport GTR3 RR1



OFF-ROAD TRIP WITH GITI 4X4

Giti has long supported the thrill and adventure of off-road driving and racing



Giti 4X4 AT70



NO ROADS? NO PROBLEM!

Giti's offroad tires were put to the test in the Borneo Safari race in Malaysia



Giti Compete 4x4 EXTREME 1



TAKING ON THE SANDY DUNES AND OTHER OBSTACLES

Sand and other rugged conditions are handled with these desert-focused tires



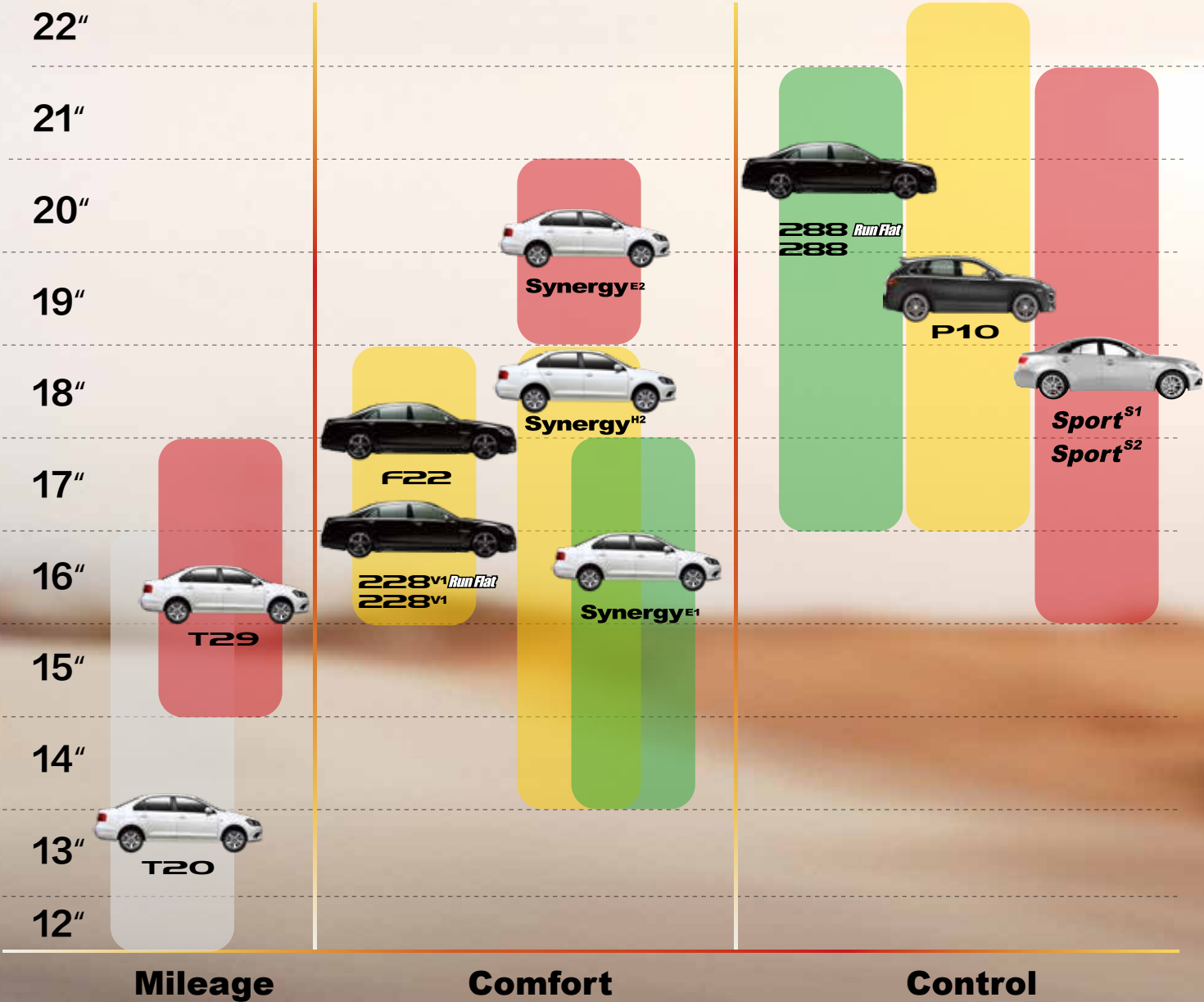
Giti Compete DESERT 1

PASSENGER CAR



PCR Mapping

Rim Size:

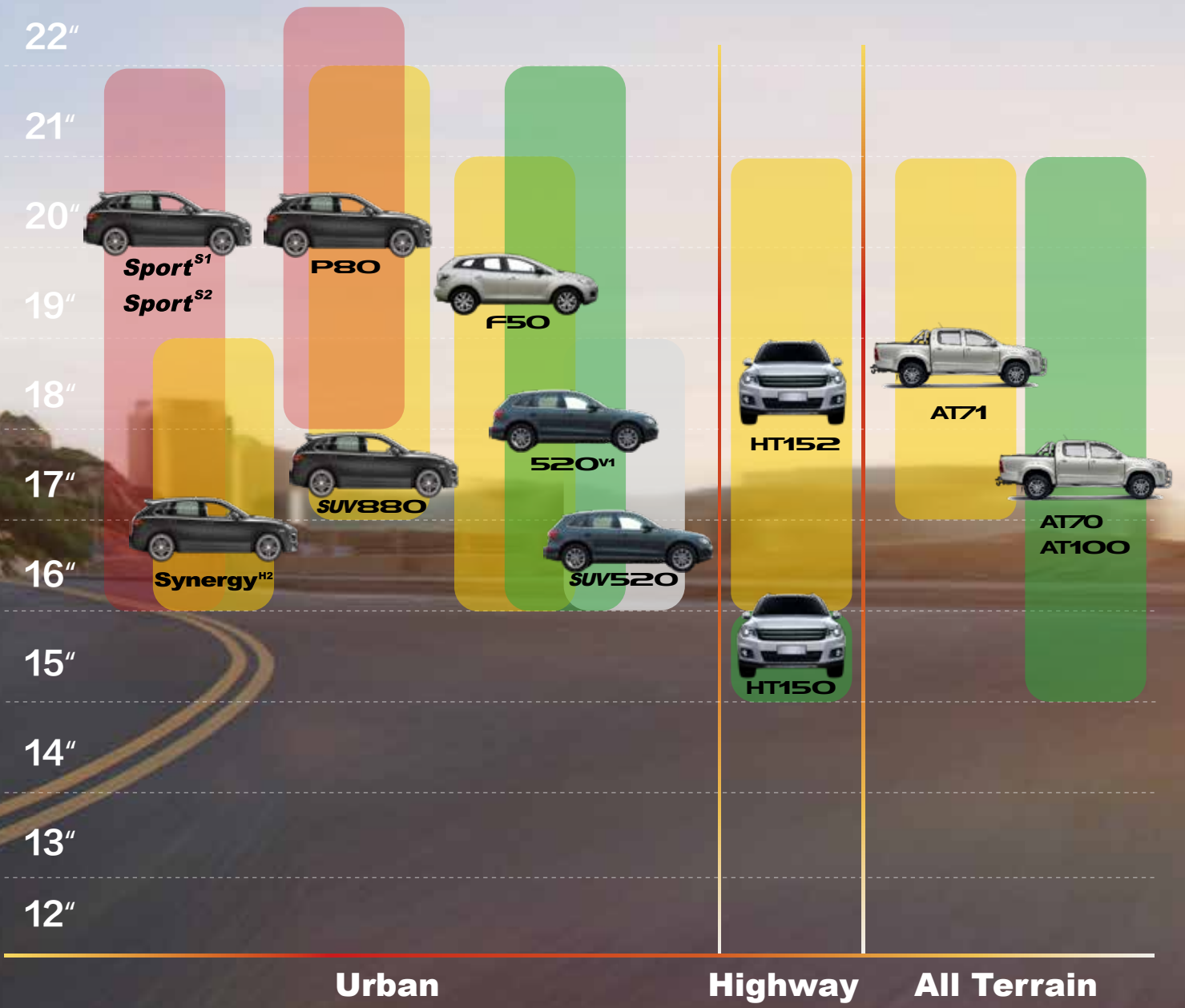


SUV & 4X4



SUV & 4x4 Mapping

Rim Size:





GitiControl P10

An ultra-high performance summer tire, the GitiControl P10 provides comfort and silent driving - bringing you and your family a safe and fun ride.

Rim size:

17 - 22"

Aspect Ratio:

35 - 60

Max. speed:

300km/h



EQUAL FORCE CASING DESIGN

Improves overall handling, lowers irregular wear, and increases tire life.

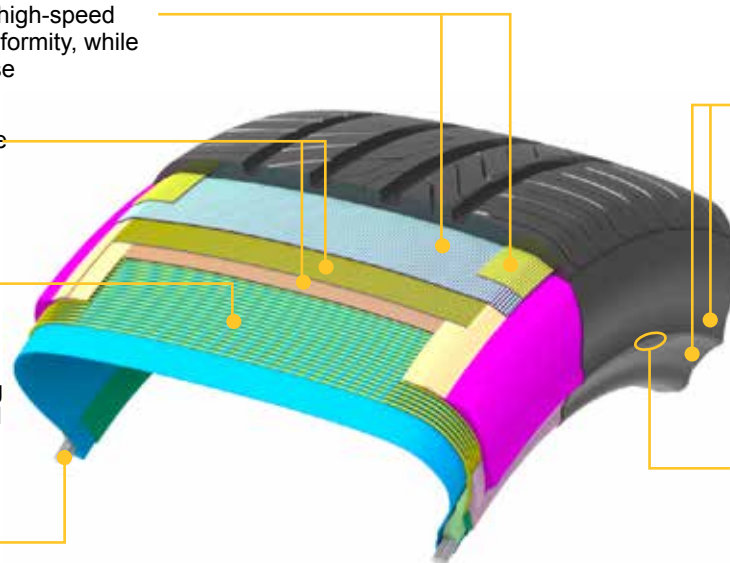


advanztech

Silent Tire Technology

Uses advanced computer calculation methods to get the most optimized pattern design, minimizing driving noise.

- ▶ The high-tension cap ply brings high-speed driving stability and excellent uniformity, while reducing high-speed driving noise
- ▶ A durable and high-strength wide belt system improves handling stability and ensures durability and puncture resistance
- ▶ The carcass cord with high density and low shrinkage provides excellent dimensional stability at high speeds, realizing cushioning and vibration absorbing functions, and achieving top level ride comfort
- ▶ Bead wire ensures the assembly safety of tire and rim



- ▶ Optimized curvature of upper and lower circular arcs of rim protector helps to eliminate cracking
- ▶ Large rim protector tape effectively protects the rim from scratches and damage


FEATURES & BENEFITS

COMFORTABLE AND QUIET



SOUND-MUTING WATER WAVE PATTERN

Based on the soft bionic structure design of water flow, the flowing lines can break the air flow in the main groove and optimize the tire noise



OPTIMAL DESIGN OF VARIABLE PITCH AND DISLOCATION

The design of three-band variable pitch and dislocation effectively optimizes the inside noise of a driving car, also improving driving comfort



PIPE NOISE OPTIMIZATION TECHNOLOGY

The optimized transverse grooves of the crown lead to the longitudinal grooves, effectively reducing the pipe resonance and unwanted sound

PRECISE CONTROL AND BRAKING SAFETY




3D DESIGN OF OUTER PERIMETER GROOVE

The outer main groove adopts 3D design, which accurately optimizes the stiffness of blocks and improves the control response for turning




OPTIMIZED DESIGN OF TRANSVERSE GROOVE'S CUTTING ANGLE

Achieves effective boundary curling inhibition effect, making the tire contact more uniform, while decreasing braking distance and to improving driving safety

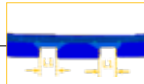


GROOVE PRE-DEFORMATION TECHNOLOGY

A new groove pre-deformation design facilitates drainage and reduces the tread creep deformation to achieve precise control



The water film is 'sucked' into the transverse groove and then quickly discharged into the main groove. This process accelerates drainage, while ensuring wet grip performance and abrasion throughout the life cycle



WIDENED & OPTIMIZED POSITIONING OF LONGITUDINAL GROOVE

The optimized longitudinal groove ratio combines a widened groove in the middle, to obtain excellent drainage performance on wet roads

Control P10

P10	Size	Speed Rating	Load Index
17	225/50R17	W	94
	225/55R17	W	97
18	245/45R18	W	100
	235/40R18	W	95
	225/50R18	V	99
	245/40R18	Y	93
	245/60R18	V	105
	235/45R18	Y	98
19	235/50R18	V	101
	245/55R19	H	103
	245/45R19	V	98
	225/45R19	W	92
	245/35R19	Y	93

P10	Size	Speed Rating	Load Index
19	255/40R19	Y	100
	245/45R19	W	102
20	235/55R20	W	102
	255/40R20	Y	101
	245/50R20	V	102
	235/50R20	W	104
	275/50R20	W	109
	255/45R20	W	101
	235/45R20	V	100
	245/45R20	W	103
21	265/45R21	V	108
22	275/40R22	W	107

Control P10 *RunFlat tire*

P10 RUNFLAT	Size	Speed Rating	Load Index
18	245/45R18	W	100
	245/50R18	W	100
	225/45R18	Y	95
	225/50R18	W	95
	245/40R18	Y	97
19	245/45R19	Y	98
	245/40R19	Y	98
	275/40R19	Y	101
	275/35R19	Y	96




GitiControl P80

Experience GitiControl P80, Giti's high-performance offering designed for premium vehicles. Combining top technology and advanced wet/dry handling, the P80 is available in both standard and RunFlat versions, providing drivers with the upmost control.

Rim size:
 18 - 22"

Aspect Ratio:
 35 - 55

Max. speed:
 240 - 300 km/h

	Size	Speed Rating	Load Index
18	255/55R18	W	109
	235/55R19	W	101
19	255/50R19	W	107
	255/55R19	W	111
20	235/55R20	W	102
	255/45R20	W	101
	255/50R20	V	109
	255/55R20	W	110
	265/45R20	Y	104
21	265/50R20	V	111
	275/45R21	W	110
	295/35R21	Y	107
22	265/40R22	V	106
	265/45R22	V	109



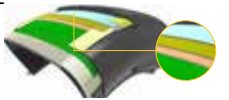
COMFORTABLE WHILE DRIVING

- Sufficient elastic of support ring, faster convergence while pulsation :
 More comfortable in a normal tire pressure




PRECISE CONTROL

- Strong Cap ply with Aramid Fiber, with sidewall reinforce design :
 Strengthen the crown and side wall, to improve the control performance



- Strong double-layer artificial silk materials :
 Enhance the impact of force of carcass and better control



SHORTER WET BRAKING DISTANCE

- Soft and smooth tread rubber with multi materials :
 Enhanced grip on wet ground





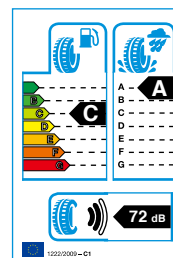
GitiSport^{S1}

The GitiSport S1 is a pure UHP tire designed to satisfy the needs of the tough driving condition. Exceptional grip, short braking distances in wet conditions, are among the key features of this product.

Rim size:
 16- 21"

Aspect Ratio:
 30- 60

Max. speed:
 240 - 300 km/h




	Size	Speed Rating	Load Index
16	195/45R16	V	84
	215/45R16	V	90
17	205/45R17	W	88
	215/45R17	W	91
	225/45R17	Y	91
	225/45R17	Y	94
	235/45R17	W	97
	245/40R17	Y	91
18	245/45R17	W	99
	225/40R18	Y	92
	225/45R18	Y	95
	235/40R18	Y	95
	235/45R18	W	98
	235/60R18	W	107
	245/40R18	Y	97
	245/45R18	Y	100
	255/35R18	Y	94
	255/40R18	Y	99
* for SUV sizes	255/45R18	W	103
	*255/55R18	Y	109
	275/40R18	Y	99

	Size	Speed Rating	Load Index
19	225/35R19	Y	88
	225/40R19	Y	93
	225/45R19	Y	96
	235/35R19	Y	91
	235/55R19	W	105
20	245/40R19	Y	98
	245/45R19	Y	102
	255/35R19	Y	96
	255/40R19	Y	100
	*255/50R19	Y	107
21	*255/55R19	Y	111
	275/40R19	Y	105
	245/35R20	Y	95
	255/35R20	Y	97
	255/45R20	W	105
	*265/45R20	Y	104
	275/40R20	Y	106
21	*275/45R20	Y	110
	*295/35R21	Y	107



EXCEPTIONAL HANDLING

- Innovative new tread compound for extremely short braking distances
- Balanced, stiff shoulders for precise steering and immediate response
- Optimized pattern block geometry & sequence for low noise and smooth riding




WET DRIVING SAFETY

- 4 Wide grooves for exceptional water drainage
- The GitiSport innovative compound uses a wet grip elastomer (a polymer with a high density) that gives it a superb flexibility. The result is a superb result in wet braking, confirmed by the tire A wet label grading



DURABILITY AND MILEAGE

- The usage of a long life elastomer, the compound is characterised by a high resistance to wear
- The curved shoulder design of GitiSport enables it to cut into the water, maximise the total contact area with the road and delays the onset of aquaplaning
- The extensive usage of Silica results in a reduced low energy loss




* for SUV sizes




GitiSport^{S2} German Engineering

Enjoy top-level performance without compromise! The German-engineered GitiSport S2 is designed to take premium vehicles to the next level, merging the finest control with wet-driving and braking strengths.

Rim size:
 16- 21"

Aspect Ratio:
 35- 55

Max. speed:
 270 - 300 km/h

	Size	Speed Rating	Load Index
16	195/45R16	V	84
	205/45R16	W	87
	215/45R16	V	90
17	205/40R17	Y	84
	215/40R17	Y	87
	205/45R17	W	88
	215/45R17	Y	91
	225/45R17	Y	94
	235/45R17	Y	97
	245/45R17	W	99
	18	255/35R18	Y
225/40R18		Y	92
235/40R18		Y	95
245/40R18		Y	97
225/45R18		Y	95
235/45R18		Y	98
245/45R18		Y	100
255/45R18		Y	103
19	225/35R19	Y	88
	235/35R19	Y	91

	Size	Speed Rating	Load Index
19	245/35R19	Y	93
	255/35R19	Y	96
	225/40R19	Y	93
	235/40R19	Y	96
	245/40R19	Y	98
	255/40R19	Y	100
20	275/40R19	Y	105
	225/45R19	Y	96
	245/45R19	Y	102
	255/50R19	Y	107
	*235/55R19	W	105
	255/55R19	Y	111
20	245/35R20	Y	95
	255/35R20	Y	97
	*275/40R20	Y	106
	245/45R20	Y	103
	*255/45R20	W	105
	265/45R20	Y	104
21	275/45R20	Y	110
	295/35R21	Y	107

* for SUV sizes



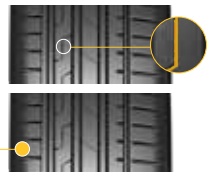
SMOOTH DRIVING

- Optimized pattern block geometry & sequence for low noise and smooth riding
- Strong center section for high speed stability and dry braking



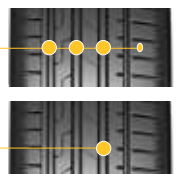
ENHANCED GRIP

- Micro sipes provide suction effect for enhanced grip
- Balanced, stiff shoulders for precise steering and immediate response



WET DRIVING STRENGTHS

- 3 Wide grooves and an additional groove on the outer section for exceptional water drainage
- Innovative new tread compound for extremely short braking distances - Wet Label A
- 14% improved aquaplaning resistance from previous generation





GitiControl 288

GitiControl 288's great looks come with great performance. This ultra-high performance tire for sedan vehicles delivers superior control and wet handling, while providing a quiet ride for luxury loving drivers.

Rim size:

17 - 21"

Aspect Ratio:

35 - 55

Max. speed:

270 - 300 km/h



advanztech
Precision Handling


A unique construction that locks together for greater rigidity when traction is needed most, without giving up handling and wear performance.

	Size	Speed Rating	Load Index
17	225/45R17	W	91
	225/50R17	W	98
	225/55R17	W	97
	235/55ZR17	Y	99
18	225/40R18	W	92
	225/45R18	W	95
	235/45R18	W	94
	235/50ZR18	Y	101
	235/55ZR18	Y	104
	245/45ZR18	W	100
	245/50ZR18	Y	100
	255/40R18	W	99
	255/45ZR18	Y	99
	275/45ZR18	Y	107
19	225/45ZR19	W	92
	245/45ZR19	Y	98
	255/40ZR19	Y	100
	255/45ZR19	Y	104
	275/40ZR19	Y	101
20	245/40ZR20	Y	99
	265/40ZR20	Y	104
	275/35ZR20	Y	102
21	275/35ZR21	Y	103



SAFE AND STABLE

- Rigid aramid material in the tire crown for higher overall crown rigidity:
Good tread smoothness even under centrifugal force caused by high speed



- 3D sipes:
Increased contact area and groove drainage volume for enhanced grip and braking safety on wet ground



EASY CONTROL

- Tread compound formula inspired by auto-racing technology:
High grip



- Block design with noise reduction technology





GitiControl SUV880

For performance-minded individuals with premium SUV vehicles, the GitiControl SUV880 uses an advanced asymmetrical tread pattern and tread compound for outstanding cornering ability in wet and dry conditions.

Rim size:

★ 17 - 21"

Aspect Ratio:

○ 40 - 60

Max. speed:

🚗 240 - 300 km/h



advanztech
Precision Handling

★ A unique construction that locks together for greater rigidity when traction is needed most, without giving up handling and wear performance.

	Size	Speed Rating	Load Index
17	255/60R17	V	106
18	225/55R18	V	98
19	235/50R19	V	99
	255/45ZR19	W	100
	265/50ZR19	Y	110
	275/45ZR19	Y	108
20	245/45ZR20	W	103
	255/50ZR20	Y	109
	275/40ZR20	Y	106
	275/45ZR20	Y	110
	295/40ZR20	Y	110
21	265/45ZR21	W	104




EXCEPTIONAL HANDLING

- Contour with wider contact area :
Increased contact area
Increasing stability of vehicle during turning



DURABILITY AND MILEAGE

- Double-layer high-strength polyester casing :
Strong casing for impact resistance



- High-strength bead compound:
Increasing the control sensitivity






Giti Comfort T20

This tire is designed for passenger cars, providing a great value and overall driving experience. It promises outstanding mileage and strong body construction to protect you from road hazards on your journey.

Rim size:

 12 - 16"

Aspect Ratio:

 50 - 75

Max. speed:

 190 - 240 km/h



EQUAL FORCE CASING DESIGN

Improves overall handling, lowers irregular wear, and increases tire life.



advanztech
Silent Tire Technology

Uses advanced computer calculation methods to get the most optimized pattern design, minimizing driving noise.

	Size	Speed Rating	Load Index		Size	Speed Rating	Load Index	
12	145/70R12	T	69	15	175/60R15	T	81	
	13	155/65R13	H		73	175/65R15	H	84
		165/65R13	T		77	185/55R15	H	82
		165/70R13	T		83	185/60R15	H	84
		175/60R13	H		77	185/65R15	H	88
		175/70R13	T		82	195/55R15	H	85
185/70R13	T	86	195/60R15	H	88			
14	155/65R14	T	75	195/65R15	V	91		
	165/60R14	H	75	205/65R15	V	94		
	165/70R14	H	81	205/70R15	T	96		
	175/60R14	H	79	16	185/55R16	H	83	
	175/65R14	H	82		195/50R16	V	84	
	175/70R14	H	84		195/55R16	H	91	
	185/60R14	H	82		205/55R16	V	91	
	185/65R14	H	86		215/60R16	H	95	
	185/70R14	H	92		225/60R16	H	98	
	195/60R14	H	86	235/60R16	H	100		
195/70R14	T	95						
205/60R14	H	88						
205/75R14	S	95						



DURABILITY AND MILEAGE

- Reinforced sidewall technology
- Strong impact resistance of the sidewall



- Mutual-support pattern block design: Enhanced tread rigidity and less chipping



- 5-pitch pattern design and 72-pitch arrangement: Less noise for more comfort



- Double-layer steel belt and cap ply structure with high constraint
- Strong tire crown for stable driving
- Increasing durability and mileage





GitiComfort T29

Ultra-high mileage and durability.
New technology includes reduced noise.
Perfect for ride hailing vehicles and optimized for EV cars.

Rim size:

15 - 17"

Aspect Ratio:

50 - 65

Max. speed:

210 - 240 km/h



EQUAL FORCE CASING DESIGN

Improves overall handling, lowers irregular wear, and increases tire life.



advanztech

Silent Tire Technology

Uses advanced computer calculation methods to get the most optimized pattern design, minimizing driving noise.

NEV-OPTIMIZED STRUCTURE

Widened ribs and a thicker structure are designed to provide strong performance in Electric Vehicles, while also improving standard ones.



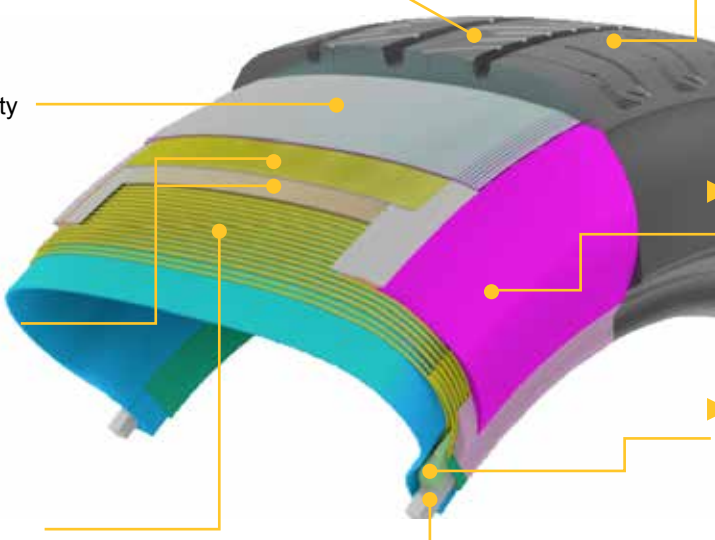
SPECIALIZED GROOVES ON SHOULDER

Level shoulder design provides more optimized vehicle control and performance.

CENTRAL GROOVES

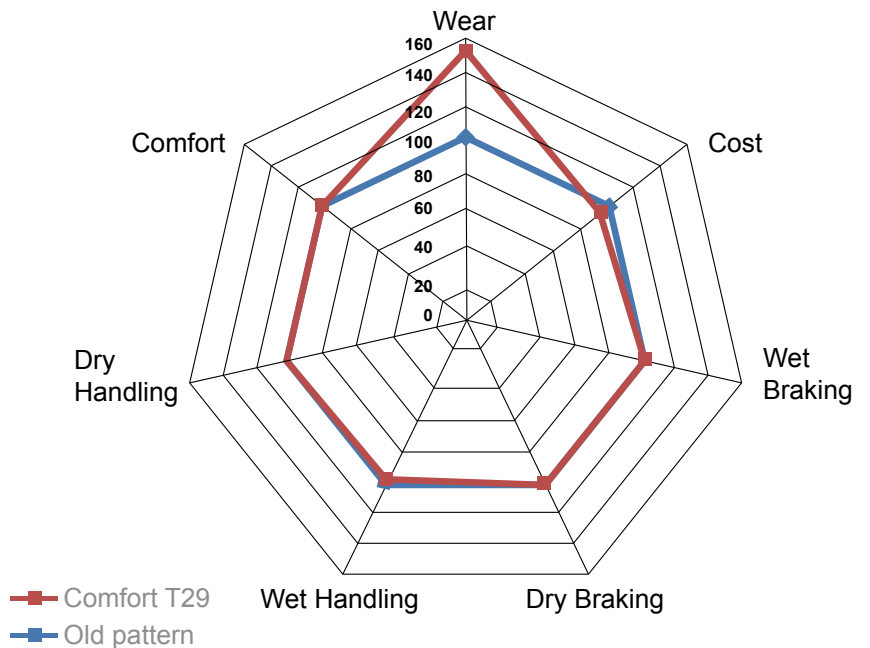
Wider grooves improve tread block rigidity and wet grip, as well as maximize comfort and silent driving.

FEATURES & BENEFITS



- ▶ Reinforced carbon black with tiny particles and high molecular structure offer high mileage performance.
- ▶ Jointless cap ply feature improves stability and safety at high speeds.
- ▶ Dual wide steel belt plies with high molecular material enhance tread rigidity. Meanwhile, grip and handling is improved, while decreasing tire transformation.
- ▶ Tire ply casing provides higher load capacity and sidewall strength.
- ▶ New design sipes ensure the tread rigidity and decrease tire noise. Deeper optimized sipes keep the tread block and grip performance for long distance driving.
- ▶ Optimized sidewall with thicker rubber protects the tire body. The rubber covering on the sidewall also decreases tire wear and damage.
- ▶ The optimized apex improves sidewall rigidity and offers improved handling and comfort.
- ▶ High tension bead steel helps avoid tire breakage, holds inner tire pressure, and ensure the drive safety.

	Size	Speed Rating	Load Index
15	185/60R15	H	84
	185/65R15	H	88
	195/65R15	H	91
16	205/55R16	H	94
	205/60R16	H	99
	205/65R16	H	99
	215/60R16	H	99
17	205/50R17	H	93
	215/55R17	V	98
	215/50R17	V	95
	225/55R17	V	101
	225/65R17	H	106





Giti Comfort 228^{V1}

This newly upgraded tire provides the advantages of comfort and low noise, while also delivering great control and handling for premium and modern vehicles.

Rim size:

16 - 18"

Aspect Ratio:

45 - 65

Max. speed:

210 - 270 km/h



Uses advanced computer calculation methods to get the most optimized pattern design, minimizing driving noise.

	Size	Speed Rating	Load Index
16	195/60R16	H	89
	205/45R16	H	87
	205/55R16	V	91
	205/65R16	V	95
	215/45R16	V	90
	215/55R16	V	93
	225/55ZR16	W	95
17	215/45R17	V	91
	215/50R17	V	91
	215/55R17	V	94
	225/45R17	V	90
	225/50R17	V	94
	235/45ZR17	W	93
	235/50R17	V	96
18	225/45R18	V	95
	235/45R18	V	94
	245/45R18	V	100



SMOOTH AND COMFORTABLE

- Micro grooves and optimized tread block design
- 3D sipes:
- Dispersion of airflow for lower airflow resonance noise



SAFE AND DURABLE

- soft and smooth tread rubber increasing shock absorption



Giti

Giti Synergy^{E1}

Excellent efficiency without compromise in safety
Premium performances, without compromise.


Rim size:

 14 - 17"

Aspect Ratio:

 45 - 70

Max. speed:

 190-270 km/h

	Size	Speed Rating	Load Index
14	185/70R14	H	88
	175/65R15	H	88
15	185/55R15	H	86
	185/60R15	H	88
	185/65R15	H	88
	185/65R15	T	88
	185/65R15	H	92
	195/50R15	V	82
	195/55R15	V	85
	195/60R15	V	92
	195/65R15	V	91
	195/65R15	H	95
16	195/55R16	V	91
	205/55R16	H	91
	205/55R16	V	94
	205/60R16	H	92
	215/55R16	W	97
	215/60R16	V	99
	225/55R16	W	99
17	225/45R17	V	94



WET DRIVING SAFETY

- Very good performance in wet conditions



ENERGY SAVING, ENVIRONMENT PROTECTION

- Latest tread compound for reduced rolling resistance
- New profile design for best fuel efficiency
- An outstanding addition to fuel-efficient vehicles

**Giti Synergy^{E1}**



Giti Synergy E2

Optimized for Electric and ULRR-focus vehicles, this Ultra-Low Rolling Resistance tire combines smooth driving, low-energy usage, and advanced design to take performance to new limits.

Rim size:

19 - 20"

Aspect Ratio:

55 - 70

Max. speed:

160-210 km/h



NARROW SECTION

- Reduced drag, better aerodynamics
- Reduced rolling resistance
- Reduced tyre deformation

HIGH ASPECT RATIO

- Increased circumference
- Increase contact patch (+14% vs a standard 205/55R16)
- Improved handling

LARGE DIAMETER

- Reduced tyre deformation
- Improved rolling resistance

SPECIFIC LOW ENERGY COMPOUND

- Reduced Rolling resistance
- Long lasting wear life
- Outstanding grip on dry and wet roads

NEW PATTERN DESIGN

- Advanced pitch ratio for silent tyres
- Specific 3 wide grooves for water evacuation
- Hard shoulder blocks for dry handling




	Size	Speed Rating	Load Index	RR	WG
19	155/70R19	Q	84	B	B
20	195/55R20	H	95	A	B




GitiSynergy^{H2} German Engineering

For drivers and families who seek an overall terrific combination of comfort, safety, mileage, and fuel savings – the GitiSynergy H2 offers German Engineering and AdvanZtech development for both mid and high-range vehicles.

Rim size:
 14 - 18"

Aspect Ratio:
 50 - 70

Max. speed:
 210 - 300 km/h

	Size	Speed Rating	Load Index
14	185/60R14	H	82
	175/65R14	T	82
	165/70R14	T	81
15	195/50R15	V	82
	185/55R15	H	82
	195/55R15	V	85
	185/60R15	H	88
	195/60R15	H	88
	175/65R15	H	84
	185/65R15	H	88
	185/65R15	T	88
	195/65R15	H	91
	195/65R15	V	91
16	195/65R15	H	95
	195/55R16	V	91
	205/55R16	H	91
	205/55R16	V	91
	205/55R16	W	91
	215/55R16	W	97
	225/55R16	W	99
	205/60R16	H	92
	205/60R16	V	96
	215/60R16	V	99
	*215/65R16	H	98

	Size	Speed Rating	Load Index
17	205/50R17	Y	93
	215/50R17	Y	95
	225/50R17	Y	98
	205/55R17	W	95
	*215/55R17	W	94
	225/55R17	Y	101
	*235/55R17	V	99
18	*215/60R17	H	96
	225/60R17	V	99
	*215/65R17	V	99
	*225/65R17	Y	102
	*235/65R17	V	108
	*235/50R18	V	97
	*225/50R18	W	99
	215/55R18	V	99
	225/55R18	V	98
	235/55R18	V	104
	225/60R18	V	100
	*235/60R18	W	107

* for SUV sizes



LONGEVITY AND FUEL SAVINGS

- Optimized pattern block geometry & sequence for low noise and smooth riding
- Improved rolling resistance for lower emissions and fuel savings. RR label A in selected sizes




COMFORT AND SAFETY

- Large center blocks with 3D tread grooves deliver the utmost grip for better driving safety even on the wettest roads
- Contact (SFC) provides a better contact area where the tread meets the road. This profile also prevents tyre deformations while minimizing shoulder wear for longer tyre life



WET DRIVING STRENGTHS

- 4 Wide grooves for exceptional water drainage (3 grooves for section <195)
- Innovative new tread compound for extremely short braking distances - Wet Label A
- 4% improved aquaplaning resistance from previous generation





GitiComfort 520^{V1}

Feel at ease when driving! This newly upgraded comfort SUV tire adds even more performance to its focus on comfort and safety, allowing for great braking and control in multiple conditions.

Rim size:

 16 - 21"

Aspect Ratio:

 45 - 65

Max. speed:

 210 - 240 km/h

	Size	Speed Rating	Load Index
16	215/65R16	H	102
17	215/60R17	H	96
18	235/50R18	V	97
	235/65R18	V	106
	255/60R18	T	112
21	255/45R21	H	102



COMFORTABLE AND QUIET

- Micro grooves and optimized tread block design to reduce noise resonance



- Random arrangement of five-segment variable pitch
- Balancing noise level. Soft and smooth tread rubber increasing shock absorption



SAFE AND DURABLE


- Tread with the special addition of silicone rubber molecules
- Improved tear resistance






Giti Comfort SUV520

The classic GitiComfort SUV520 tire delivers safety and consistency, providing SUV drivers with a comfortable and positive driving experience.

Rim size:
 16 - 18"

Aspect Ratio:
 55 - 70

Max. speed:
 210 km/h



EQUAL FORCE CASING DESIGN

Improves overall handling, lowers irregular wear, and increases tire life.



advanztech Silent Tire Technology


Uses advanced computer calculation methods to get the most optimized pattern design, minimizing driving noise.

	Size	Speed Rating	Load Index	Side Wall
16	225/70R16	H	103	BSW
	235/60R16	H	100	BSW
	245/70R16	H	107	BSW
17	215/60R17	H	96	BSW
	225/55R17	H	101	BSW
	225/60R17	H	99	BSW
	225/65R17	H	102	BSW
	235/65R17	H	104	BSW
18	225/60R18	V	100	BSW
	235/55R18	H	100	BSW



COMFORTABLE AND QUIET

- Fine scrambling pattern design:
 Reduces the frequency of noise generation



- Random arrangement of five-segment variable pitch
 - Lower noise produced by airflow resonance in tread grooves



SAFE AND DURABLE

- 3B stiffness contour balance technology:
 Uniform force distribution on the tread



- High-rigidity tread pattern:
 More stable handling





GitiComfort F22

A passenger car tire which highlights silence and comfort.

Rim size:

 16 - 18"

Aspect Ratio:

 40 - 65

Max. speed:

 180 - 270 km/h



advanztech
Giti Noise-Reduction
Technology

★ The unique noise-reduction technology not only reduces the noise decibel value, but also improves the ride comfort. Lower rolling resistance and shorter braking distance on wet ground, bring pleasant and safe driving experience to drivers.

	Size	Speed Rating	Load Index
16	205/55R16	V	91
	205/65R16	V	95
	215/55R16	V	93
	215/60R16	V	95
	225/60R16	H	98
17	205/50R17	V	93
	205/55R17	H	91
	215/50R17	V	95
	215/55R17	V	94
	225/45R17	V	91
	225/50R17	V	94
	225/55R17	V	97
18	215/50R18	H	92
	225/40R18	V	92
	225/45R18	V	95
	225/50R18	H	95
	235/45R18	V	94
	235/45R18	W	94
	235/50R18	V	97
	235/50R18	H	101
	245/40R18	Y	97



COMFORTABLE AND QUIET

- Accurately adjusted pattern length and alignment:
Reduces noise of the patterns, improving ride comfort



- Multi-angle design of pattern grooves, to effectively suppress tire ground noise:
-Reduces noise caused by pumping effect



- Silent design of tire outline and construction, and intelligent simulation evaluation method:
Reduces noise caused by tire construction vibration



ENERGY SAVING, ENVIRONMENT PROTECTION

- Brand new silicon-oriented technology and mixing technology, decreasing heat from rubber
- Reduces heat from tire and rolling resistance, saving fuel

NON Aromatic Oil



WET DRIVING SAFETY

- High-dispersion nano-silica and sipe system combines to break through residual water film:
Improved hydrophilicity to shorten braking distance and improve the safety on wet ground





Giti Comfort F50

An SUV tire which highlights silence and comfort.

Rim size:

 16 - 20"

Aspect Ratio:

 50 - 65

Max. speed:

 210 - 240 km/h



advanztech
Giti Noise-Reduction
Technology

☆ The unique noise-reduction technology not only reduces the noise decibel value, but also improves the ride comfort. Lower rolling resistance and shorter braking distance on wet ground, bring pleasant and safe driving experience to drivers.

	Size	Speed Rating	Load Index
16	215/65R16	H	98
17	215/60R17	H	96
	215/65R17	V	99
	225/60R17	H	99
	225/65R17	H	102
18	215/55R18	H	95
	225/55R18	V	98
	225/60R18	H	100
	235/55R18	V	100
	235/60R18	H	103
	235/65R18	V	106
	19	225/55R19	H
235/50R19		V	99
235/55R19		V	101
235/60R19		H	107
20	255/45R20	H	101



COMFORTABLE AND QUIET

- Accurately adjusted tread pattern block length and sorting order, realizing spectrum adjustment of pattern noise:
- Reduces pattern noise, improving the ride comfort



- Multi-angle design of pattern grooves, to effectively suppress tire ground noise:
Reduces noise caused by pumping effect



- Silent design of tire outline and construction, and intelligent simulation evaluation method:
Reduces noise caused by tire construction vibration



ENERGY SAVING, ENVIRONMENT PROTECTION

- Dispersion-improved nano-silica reinforcing material, drastically reducing the amount of friction
- Restrains rising temperatures and reduces heat from tires, to save energy and fuel


NON Aromatic Oil

ECO FRIENDLY



WET DRIVING SAFETY

- Improved hydrophilic compound, combining with the sipe system to break through residual water film:
Increases the ground area, improving grip strength on wet surfaces






Giti 4X4 **AT71**

A special designed all-terrain pattern for off-road vehicles, featuring low noise and durability performance.

Rim size:
 17 - 20"

Aspect Ratio:
 50 - 70

Max. speed:
 180-190km/h



EQUAL FORCE CASING DESIGN

Improves overall handling, lowers irregular wear, and increases tire life.



SHOULDER GUARDRAIL DESIGN

Prominent two-in-one combined shoulder design provides additional off-road traction




MAIN GROOVE GITI LOGO SHADING

Increase the sense of high-end products



WHITE SIDEWALL DESIGN

Improve product visual perception



SPECIAL DETAIL DESIGN AT THE BOTTOM OF GROOVE

Reduce stone residue



OPEN TRANSVERSE GROOVE DESIGN

Effectively remove sediment and improve off-road performance



SHOULDER ONE-THIRD TRANSVERSE GROOVE DESIGN

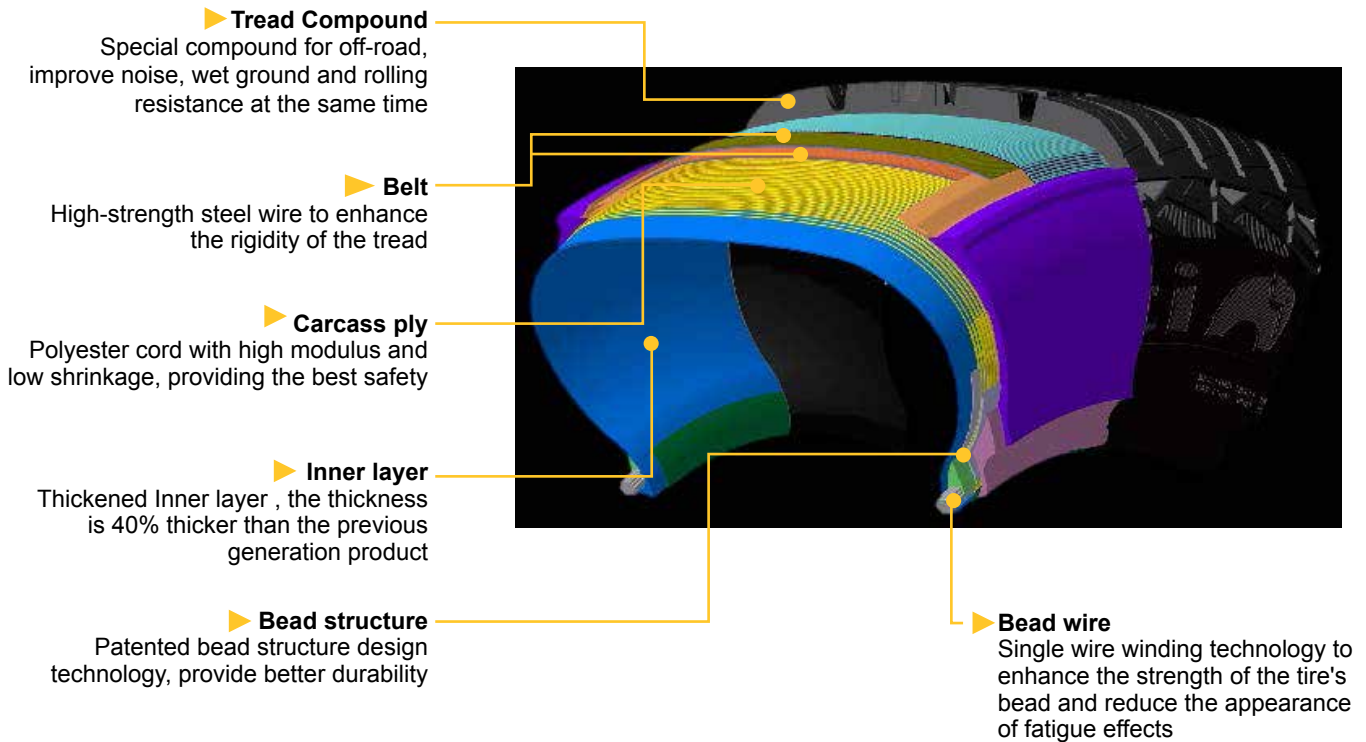
Block noise transmission



SEGMENTED DISCONTINUOUS TRANSVERSE TRENCH DESIGN

Improve stiffness and reduce noise

FEATURES & BENEFITS



	Size	PR	Speed Rating	Load Index	Side Wall	Noise Value	Noise Level	Wet Grip	Rolling resistance
17	225/65R17	-	T	102	RWL	71	B	B	D
	LT245/65R17	6	S	105/102	RWL	72	B	A	C
	LT265/65R17	10	S	120/117	RWL	72	B	A	C
18	235/60R18	-	T	103	BSW	71	B	C	D
	265/60R18	-	S	110	RWL	71	B	C	C
	265/70R18	-	S	116	RWL	71	B	C	C
	LT285/60R18	10	S	121/118	RWL	72	B	A	C
20	LT285/50R20	10	S	119/116	RWL	72	B	A	C



Giti 4X4 AT70

The Giti4x4 AT70 is Giti's premium off-road offering, featuring an attractive and aggressive pattern. Utilizing tank-inspired technology, its durability on all types of road conditions is ideal for the adventurer in you.

Rim size:

15 - 20"

Aspect Ratio:

50 - 75

Max. speed:

180-190 km/h



EQUAL FORCE CASING DESIGN

Improves overall handling, lowers irregular wear, and increases tire life.



advanztech
Extra Durable Technology

Combination of tread compound, pattern design, and overall casing structure that significantly improves tire durability and rigidity.

	Size	PR	Speed Rating	Load Index	Side Wall
15	31x10.50R15LT	6	S	104/101	RWL
	LT235/75R15	6	S	109	RWL
16	245/70R16	-	T	111	RWL
	255/70R16	-	T	111	RWL
	265/70R16	-	S	112	RWL
	265/75R16	-	S	116	RWL
	LT225/75R16	10	S	118/116	RWL
	LT235/70R16	6	S	104/101	RWL
	LT245/70R16	6	S	111/109	RWL
	LT245/75R16	10	S	120/116	RWL
LT265/70R16	8	S	117/114	RWL	
17	245/75R17	-	T	112	RWL
	255/65R17	-	T	110	RWL
	265/65R17	-	T	112	RWL
	285/65R17	-	S	116	RWL
	LT265/65R17	10	S	120/117	RWL
	LT265/70R17	10	R	121/118	RWL
18	265/60R18	-	S	110	RWL
	265/65R18	-	T	114	RWL
	285/60R18	-	T	116	RWL
20	265/50R20	-	T	111	RWL
	265/55R20	-	T	113	RWL
	275/55R20	-	T	117	RWL



OFF-ROAD PERFORMANCE

- Increased tread width:
Improved grip



- Crown pattern block with gravel simulation design:
Strengthened grip on gravel-paved surface



- Tread compound with higher natural rubber content:
Tougher tread with higher resistance to cutting



SAFE AND DURABLE

- 3-layer casing + 5-layer sidewall:
Increased strength for higher casing impact resistance



- Sidewall thickness up to 5.0 mm:
Protects the sidewall from piercing



- 3.5 mm high "guardrail" protection bar:
Blocks gravels to reduce sidewall damage





Giti 4X4 AT100

A specially-designed tire for SUV/4x4 vehicles, balancing strong off-road capabilities with a comfortable on-road drive.

Rim size:

15 - 20"

Aspect Ratio:

50 - 75

Max. speed:

170-190 km/h



EQUAL FORCE CASING DESIGN

Improves overall handling, lowers irregular wear, and increases tire life.



advanztech
Extra Durable Technology

Combination of tread compound, pattern design, and overall casing structure that significantly improves tire durability and rigidity.

	Size	PR	Speed Rating	Load Index	Side Wall
15	31x10.50R15LT	6	R	109	BSW
	LT215/75R15	6	S	100/97	RBL
	LT225/75R15	6	S	102/99	BSW
	LT235/75R15	6	R	104/101	BSW
16	215/65R16	-	T	98	RBL
	LT245/70R16	6	S	111/109	RWL
	LT245/75R16	10	S	120/116	RWL
	LT265/70R16	8	S	117/114	RWL
	LT265/75R16	8	S	119/116	BSW
	LT275/70R16	8	S	119/116	BSW
17	225/60R17	-	T	99	RBL
	225/65R17	-	T	102	RBL
	235/65R17	-	T	104	RBL
	LT265/65R17	10	S	120/117	RWL
	LT265/70R17	10	S	121/118	RWL
	LT275/65R17	10	S	121/118	RWL
18	235/60R18	-	S	103	RBL
	265/60R18	-	S	110	RBL
	285/60R18	-	T	116	RWL
20	LT285/50R20	10	S	119/116	RWL



SAFE AND DURABLE

- Wedge pattern design:
Improved grip on gravel-paved surface



- Funnel-shaped design of main groove:
Better self-cleaning abilities



- "S"-shaped central rib design:
Increased traction



- Gum-dipping steel belt:
Protects steel wire from water vapor corrosion



- Tread compound with higher natural rubber content:
Improved tear resistance of compound





Giti 4X4 HT 152

The Giti4x4 HT152 is a top-level highway-terrain tire, offering great mileage and distance driving - as well as enhanced wet grip and safety features for your driving assurance.

Rim size:
 16 - 20"

Aspect Ratio:
 50 - 70

Max. speed:
 190-210 km/h



EQUAL FORCE CASING DESIGN

Improves overall handling, lowers irregular wear, and increases tire life.



advanztech Extra Durable Technology

Combination of tread compound, pattern design, and overall casing structure that significantly improves tire durability and rigidity.

	Size	Speed Rating	Load Index	Side Wall		Size	Speed Rating	Load Index	Side Wall
16	215/65R16	H	98	BSW	18	215/55R18	H	95	BSW
	215/70R16	H	100	BSW		225/55R18	H	98	BSW
	225/70R16	T	103	BSW		235/50R18	H	97	BSW
	235/70R16	H	106	BSW		235/55R18	H	100	BSW
	245/70R16	T	111	RWL		235/60R18	H	103	BSW
	255/70R16	H	111	BSW		245/60R18	H	105	BSW
	265/70R16	T	112	RWL		255/60R18	H	112	BSW
17	215/60R17	H	96	BSW	265/60R18	H	110	BSW	
	225/55R17	H	97	BSW	19	225/55R19	H	99	BSW
	225/60R17	H	99	BSW		245/55R19	H	103	BSW
	225/65R17	H	99	BSW	20	285/50R20	V	116	BSW
	235/55R17	H	102	BSW					
	235/60R17	H	102	BSW					
	235/65R17	H	104	BSW					
	245/65R17	H	111	BSW					
	265/65R17	T	112	RWL					
	265/70R17	T	115	RWL					



CONTROL AND HANDLING

- Tread compound with the addition of functional resin and highly dispersible white carbon black
- Enhanced grip on wet ground



SAFETY AND MILEAGE

- Double-layer casing structure: Stronger casing for high impact resistance



- Protection bar design on shoulder prevents sidewall abrasion



- Use of highly elastic rubber system and addition of rubber-reinforcing carbon black: Improved wear resistance of compound





Giti 4X4 HT150

With strong all-around driving features, the Giti4x4 HT150 provides great value and capabilities for highway-terrain vehicles.

Rim size:

 15"

Aspect Ratio:

 75

Max. speed:

 180-210 km/h



EQUAL FORCE CASING DESIGN

Improves overall handling, lowers irregular wear, and increases tire life.



advanztech
Extra Durable Technology

Combination of tread compound, pattern design, and overall casing structure that significantly improves tire durability and rigidity.

	Size	Speed Rating	Load Index
15	215/75R15	S	100



SAFE AND STABLE

- Superior pattern design brings excellent handling and ride comfort
- Tread compound design reduces irregular wear



- Five-pitch pattern technology reduces the noise for a quieter and more comfortable ride





Giti Van 600^{v1}

This newly upgraded commercial van option provides extra mileage and stronger load-carrying capabilities, while still delivering a comfortable ride - so that you can spend your time thinking about your business, instead of your tires.

Rim size:

14 - 16"

Aspect Ratio:

60 - 75

Max. Load:

630 to 975 / tire



EQUAL FORCE CASING DESIGN

Improves overall handling, lowers irregular wear, and increases tire life.



advanztech
Extra Durable Technology

Combination of tread compound, pattern design, and overall casing structure that significantly improves tire durability and rigidity.

	Size	PR	Speed Rating	Load Index
14	165R14C LT	8	S	96/95
	175/75R14C LT	8	N	99/98
	175R14C LT	8	N	99/97
	185R14C LT	8	R	102/100
	215/75R14C LT	8	R	104/101
15	185R15C LT	8	R	103/102
	195/60R15C LT	8	R	95/92
	195/70R15C LT	8	R	99/96
	195R15C LT	8	R	106/104
	215/70R15C LT	8	R	104/101
	225/70R15C LT	8	R	106/103
16	185/75R16C LT	8	R	100/97
	195/75R16C LT	8	S	102/99
	205/75R16C LT	6	R	99/96
	215/70R16C LT	8	T	106/102
	215/75R16C LT	8	R	107/104



DURABILITY AND MILEAGE

- Double-layer high-strength casing:
Increased casing strength



- Enlarged bead apex strip:
Less damage to bead under high load



- Thickened bead wire:
Higher strength



- Tread compound with higher wear resistance:
Higher wear resistance of compound





Giti Van 600

The Giti Van 600 is known for its consistency and durability, providing commercial van drivers with an all-around tire they can trust.

Rim size:

 12 - 16"

Aspect Ratio:

 70 - 75

Max. Load:

 462 to 1060 / tire



EQUAL FORCE CASING DESIGN

Improves overall handling, lowers irregular wear, and increases tire life.



advanztech
Extra Durable Technology


Combination of tread compound, pattern design, and overall casing structure that significantly improves tire durability and rigidity.

	Size	PR	Speed Rating	Load Index
12	155R12C LT	6	N	83/81
13	155R13C LT	8	S	90/88
	165/70R13C LT	6	T	88/86
	175R13C LT	8	Q	97/95
14	175/70R14C LT	6	S	95/93
	185R14C LT	8	R	102/100
	195R14C LT	8	N	105/103
	205R14C LT	8	N	107/105
15	205/70R15C LT	6	R	104/102
16	195/75R16C LT	10	N	110/108



DURABILITY AND MILEAGE

- Double-layer high-strength steel belt and high-strength nylon cap ply:
Enhanced tread rigidity, eliminating deformation



- High-strength casing with polyester ply:
Increased casing strength



- Continuous and large pattern block design:
Increased tread block rigidity, eliminating irregular wear



- Wear-resistant tread compound formula for commercial vehicles:
Higher wear resistance





GitiUtility 668^{v1}

The GitiUtility 668v1 is a modern and highly popular commercial light truck pattern, focused on durability and mileage that enhances your driving efficiency and experience.

Rim size:



Aspect Ratio:



Max. Load:



EQUAL FORCE CASING DESIGN

Improves overall handling, lowers irregular wear, and increases tire life.



advanztech
Extra Durable Technology

Combination of tread compound, pattern design, and overall casing structure that significantly improves tire durability and rigidity.

	Size	PR	Speed Rating	Load Index
16	6.50R16LT	10	N	107/102
	7.00R16LT	12	N	115/110
	7.50R16LT	14	N	122/118




DURABILITY AND MILEAGE

- Double-layer high-strength steel belt and high-strength nylon cap ply:
Enhanced tread rigidity, eliminating deformation



- FEA construction:
Optimizes and uniformly distributes contact pressure, Improve wear performance Good performance against irregular wear




- Strong bead design:
Improved bead durability, delivering longer service life



- Applied high modulus and low-shrink polyester ply:
Strong casing, delivering good load carrying performance for longer service life



- Shallow sipe design:
Good wet grip





Giti Van^{HD1}

Mileage, productivity and wellbeing.

Rim size:

 16 - 17"

Aspect Ratio:

 65 - 70



EQUAL FORCE CASING DESIGN

Improves overall handling, lowers irregular wear, and increases tire life.



advanztech
Extra Durable Technology

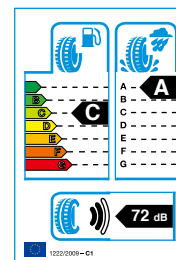
Combination of tread compound, pattern design, and overall casing structure that significantly improves tire durability and rigidity.

	Size	PR	Speed Rating	Load Index
16	205/65R16C	8	T	107/105
	235/65R16C	8	R	115/113
	205/75R16C	10	R	113/111
17	205/70R17C	10	R	115/113



DURABILITY AND MILEAGE

- Combines with the ultra flat tyre design contour
Extraordinary mileage performance, with a smooth wear
- Advanced compound, features a label A on the wet grip.



- Pattern design is suits to handle gravel and small stones that can penetrate the tire and create slow deflations
- Robust carcass construction and reinforced side walls



**Drive with
Peace of Mind**

**GO UP TO 80 KM/H
FOR UP TO 80 KILOMETERS
AFTER COMPLETE AIR LOSS**

Giti Control 288 *Run Flat tire*



	Size	Speed Rating	Load Index
17	205/45RF17	W	88
	225/45RF17	W	91
	225/50RF17	W	98
	225/55RF17	W	97
18	225/40RF18	W	92
	225/45RF18	W	95
	225/50RF18	W	95
	235/50RF18	V	97
	245/45ZRF18	Y	100
	245/50ZRF18	W	100

	Size	Speed Rating	Load Index
18	255/40RF18	W	95
	275/40ZRF18	Y	99
19	235/45RF19	V	95
	235/45RF19	V	95
	245/40ZRF19	Y	98
	245/45ZRF19	Y	98
	275/35ZRF19	Y	96
20	275/40ZRF19	Y	101
	245/40ZRF20	Y	99
	275/35ZRF20	Y	102

Giti Control P80 *Run Flat tire*



	Size	Speed Rating	Load Index
17	225/60RF17	V	99
18	255/55RF18	W	109
	235/55RF19	V	101
19	255/50RF19	W	107
	255/45RF20	W	101
20	275/40RF20	W	106
	315/35RF20	W	110

Giti Comfort 228^{v1} *Run Flat tire*



	Size	Speed Rating	Load Index
16	205/55RF16	V	91
	225/55RF16	W	95

Giti Tire RunFlat Benefits

PEACE OF MIND

Giti's RunFlat tires give drivers the confidence that they won't be stranded with a flat tire.



THE INNER SUPPORT RING

Inside the tire supports the vehicle after a loss of air pressure, allowing the tire to function and the vehicle to continue on the road.

MORE TRUNK SPACE

Giti's RunFlat tires eliminate the need for a spare tire, allowing for more space to put the things that matter most to you.



With Spare Tire



Using RunFlat Tire



Giti Tire RunFlat Comfort

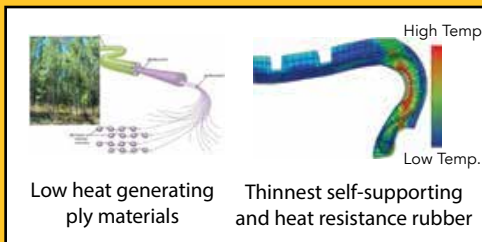
TREAD

Ensures drivability and durability at zero inflation pressure.



Low heat generating bead filter ensures drivability and durability at zero inflation pressure.

Bead allows the tire to firmly grip to the wheel even the zero inflation pressure.



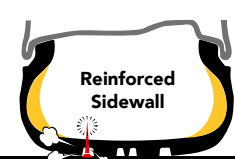
The optimal use of materials and components reduce the size of self-supporting rubber and reduce the stiffness of tire sidewall, improving riding comfort.

Giti's Self-Supporting RunFlat Tires Offer Greater Peace of Mind



RUNFLAT TIRE

Sidewall can be supported by the self-supporting rubber.



Temporary extended mobility for up to distance of 80km at speed of up to 80km/hr.



NORMAL TIRE

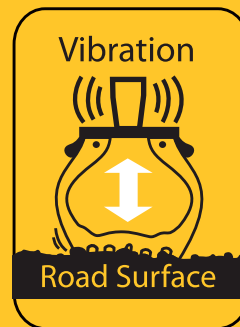


The pressure decreases immediately and the friction produces heat

General Function of Tires for All Types of Vehicles



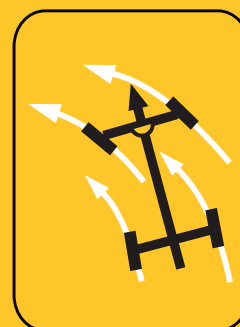
- 1. Weight-bearing**
Air pressure and tire construction are important factors to carry and sustain the weight of vehicles.



- 2. Absorb shocks**
Air pressure and tire construction reduces initial road vibrations and shocks before being muted again by the suspension .

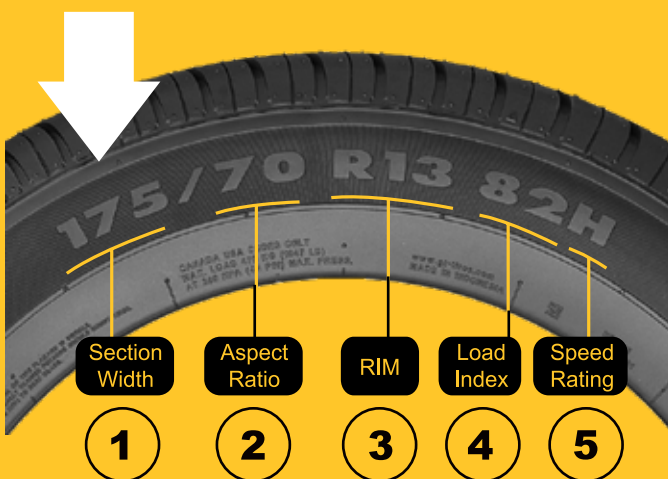


- 3. Delivering power from the engine**
Tires serve to deliver power from the engine to move the vehicle and also provides traction and braking performance .



- 4. Translating steering wheel movement**
Tires are very important in controlling the direction of the vehicle, which will determine the maneuvering capability and stability in driving.

Understand Tire Size



Tires have its 'language' to communicate in the form of a series of numbers and letters to indicating data specification, brand and type. It is universal and has been agreed by all tire manufacturers worldwide.

Here are the meanings of these codes:

1. Tire width (in mm)
2. A tire's aspect ratio is the dimensional relationship of the tire's section height to section width, expressed as a percentage.
3. Diameter of wheel (in inches)
4. Load Index
5. Speed Index

Understand Load Index and Speed Rating

The Speed index is an assigned letter ranging from J to Z that corresponds to the reference maximum speed at the associated load index. Refer to the load index and speed rating tables below.

These two elements put together are called the service description and are mutually dependent. The table below gives the load index and the speed symbol with their corresponding value.

UTQG (Uniform Tire Quality Grades) Rating

The UTQG (Uniform Tire Quality Grades) rating is a labeling requirement by the U.S Department of Transportation for all tire manufacturers. The label of UTQG represents a tire's Treadwear, Traction and **Temperature** resistance. Traction and temperature resistance ratings are specific performance levels, while treadwear ratings are assigned by manufacturers following tests conducted and are reliable when comparing tires of the same brand.



The UTQG rating comprises of 3 components.

Treadwear

The treadwear grade indicates the wear rate of a tire and is a comparative rating based on test conducted by tire manufacturers. The grades are not an indication of actual mileage, but can be used as a relative comparison. For example, a grading of 400 should last twice as long as a tire graded 200, given similar driving conditions in the same brand.

Traction

Traction rating is an indication of a tire's ability to stop on wet pavement. The braking distance is indicated by ratings of "AA" (highest braking ability), "A", "B" and "C". Traction rating only indicates straight line wet braking and does not indicate wet cornering abilities of the tire.

Temperature

Temperature resistance rating indicates the tire's ability to withstand heat. It is graded according to a properly inflated and not overloaded tire. It is graded from "C", being the lowest, to "B" and "A" ratings.

Load Index (Symbol and Maximum Load in Lbs & Kg)

LI	Lbs	Kgs	LI	Lbs	Kgs	LI	Lbs	Kg	LI	Lbs	Kg
71	761	345	81	1019	462	91	1356	615	101	1819	825
72	783	355	82	1047	475	92	1389	630	102	1874	850
73	805	365	83	1074	487	93	1433	650	103	1929	875
74	827	375	84	1102	500	94	1477	670	104	1984	900
75	853	387	85	1135	515	95	1521	690	105	2039	925
76	882	400	86	1168	530	96	1565	710	106	2094	950
77	908	412	87	1201	545	97	1609	730	107	2149	975
78	937	425	88	1235	560	98	1653	750	108	2205	1000
79	963	437	89	1279	580	99	1709	775	109	2271	1030
80	992	450	90	1323	600	100	1764	800	110	2337	1060

Speed Rating (Symbol and Maximum Speed in MpH & KmH)

	J	K	L	M	N	P	Q	R	S	T	H	V	W	Y
MpH	62	68	75	81	87	93	100	106	113	118	130	150	168	188
KmH	100	110	120	130	140	150	160	170	180	190	210	240	270	300

Note: A "ZR" may appear for tires having a maximum speed capability above 240km/h (150 mph)

PASSENGER CAR TIRE OEM PARTNERS



Featured OEM Awards and Recognition:

Giti provides OEM supporting services for to nearly **255** passenger car models world wide, and has been awarded as **Outstanding Supplier** by various car manufacturers in recent years.



EXCELLENT GREEN
SUPPLIER
General Motors



WIN-WIN COOPERATION
AWARD
Peugeot Citroen



OUTSTANDING
SUPPLIER
Nissan



BEST QUALITY PERFORMANCE
AND BEST OVERALL PERFOR-
MANCE
Proton



2020 SUPPLIER GRADE
CERTIFICATE-GRADE A SUPPLIER
JMC



CHANGAN AUTO SUPPLIER
QUALITY CERTIFICATION
ChangAn


Giti Tire Expands Reach in US and European OEM Markets

Giti continues to grow its presence in European and North American automotive OEM markets - including partnerships with US-Produced Volkswagen models and a variety of European companies.

Meanwhile, Giti also has an exciting round of projects soon to be announced in Europe and Asia, including with vehicles in the luxury segment.




AUDI 


	Size	Pattern
A6/A7 	T145/65R20 105M	SPARE TIRE


BAIC 


	Size	Pattern
D20 	175/65R14 82H	Giti WINGRO
	185/60R14 82H	GitiComfort 221

SENOUA D50 	205/50R17 93W	GitiComfort 228v1
---	---------------	--------------------------

ZHI XING X55 	225/50R18 99H XL	GitiComfort 225
---	------------------	------------------------


B80A 	265/60R18 110H	Giti4x4 HT152
--	----------------	----------------------


BEIJING X7 	235/60R18 103H	GitiComfort 520v1
---	----------------	--------------------------

X65 	225/60R17 99H	GitiComfort SUV520
--	---------------	---------------------------

ZHI DA 	215/50R17 91V	GitiComfort 228v1
	205/60R16 92V	


X25 	205/50R16 87V	GitiComfort 228
	195/55R15 85V	

EU5 	215/50R17 95H	GitiComfort 228v1
--	---------------	--------------------------


EU7 	225/45R18 95V	GitiComfort 225v1
--	---------------	--------------------------


B80J 	LT265/75R16 112/109S 6PR	AdventuroAT
---	--------------------------	--------------------


BYD 


	Size	Pattern
F0 	165/60R14 75H	CHAMPIRO 128


BYD 

	Size	Pattern
F3 	195/60R15 88H	WINGRO


SURUI 	205/55R16 91V	GitiComfort 228
--	---------------	------------------------


E5 	205/55R16 94H	GitiTaxi 900
---	---------------	---------------------

G6 	205/60R16 92H	GitiComfort 221
---	---------------	------------------------


S6 	225/65R17 102H	GitiComfort SUV520
---	----------------	---------------------------


E6 	235/65R17 104H	GitiComfort SUV520
---	----------------	---------------------------

HAN 	245/50R18 100V	GitiComfort 225v1
---	----------------	--------------------------

YUAN SUV 	205/60R16 92V	GitiComfort 228v1
---	---------------	--------------------------

SONG 	225/60R18 100H	GitiComfort SUV520
	225/65R17 102H	GitiComfort 520v1

QIN80 	205/55R16 94V	GitiComfort 225
--	---------------	------------------------


E6 TAXI 	225/65R17 102H	GitiComfort 225
--	----------------	------------------------

SONG MAX (FUEL) / DM 	215/55R17 94V	GitiComfort 225
	225/50R18 99H	

QIN PRO (DM) 	215/55R17 94V	GitiComfort 228v1
	225/60R16 98V	


QIN PRO (FUEL) 	205/55R16 94V	GitiComfort 228v1
	205/50R17 93W XL	

QIN PLUS 	215/55R17 94H	GitiComfort F22
	225/60R16 98H	

TANG (DM) 	255/50R20 109V	GitiControl P80
	245/45R20 103V	GitiComfort 225v1


BYD 

	Size	Pattern
TANG (FUEL) 	245/45R20 103W XL	GitiControl SUV880
	235/60R18 103V	GitiComfort SUV520


SONG PRO (DM) 	225/60R18 100H	GitiComfort SUV520
	235/50R19 99V	GitiControl SUV880


SONG PLUS 	235/55R18 100V	GitiComfort F50
	235/50R19 99V	GitiComfort 225v1


BUICK 

	Size	Pattern
EXCELLE 	195/65R15 91H	GitiComfort 228


BAOJUN 


	Size	Pattern
730 	195/55R16	GitiComfort 228
	205/55R16	GitiComfort 221v1

560 	215/60R17	GitiComfort SUV520
--	-----------	---------------------------

510 	205/60R16	GitiComfort 228v1
--	-----------	--------------------------












BORGWARD 

	Size	Pattern
BX5 	225/65R17 102H	GitiComfort SUV520



BX3 	215/60R17 96H	GitiComfort 520v1
--	---------------	--------------------------



CHANGAN

	Size	Pattern
	195/65R15 91H	GitiComfort 228
	195/50R16 84H 195/55R15 85V	GitiComfort 221v1 GitiComfort 228
	205/55R16 91V 195/65R15 91V	GitiComfort 228v1 GitiComfort 228
	205/55R16 91V	GitiComfort 228v1
	225/45R18	GitiComfort 228v1
	225/55R18	GitiComfort F50
	225/65R17 225/60R18	GitiComfort F50
	225/65R17	GitiComfort F50
	195/65R15 91V	GitiComfort 220
	205/65R16 95V	GitiComfort 228v1
	225/65R17 102H	GitiComfort SUV520




CHERY

	Size	Pattern
	185/60 R15 84H	GitiComfort 228
	205/50 R17 93W	GitiComfort 228v1







CHERY

	Size	Pattern
	205/55 R16 91V	GitiComfort 228v1
	205/55 R16 91V	GitiComfort 228
	205/50R17 93V	GitiComfort F22
	165/60 R14 75H	GitiComfort 220
	255/45R20 101H 235/60R18 103H	GitiControl P80 SUV GitiComfort F50
	215/60 R17 96H	GitiComfort SUV520
	225/65 R17 102H 225/60 R18 100H	GitiComfort SUV520
	205/55R16 91V 205/50R17 93W	GitiComfort 228v1
	215/60R17 96H 215/55R18 95H	GitiComfort 520v1
	225/65R17 102H 225/60R18 100H	GitiComfort SUV520
	235/55R18 101H	GitiComfort SUV520v1







CITROEN

	Size	Pattern
	205/55R16 91V	GitiControl 280v1
	195/55R16 87H 185/65R15 88H	GitiComfort 221
	205/60R16 215/50R17	GitiComfort 228v1

CHEVROLET








	Size	Pattern
	185/65R15 88H	GitiComfort 220v1
	185/75R14 89T	CHAMPIRO VP1
	175/70R14 84T	GitiComfort 220v1
	255/45 ZR20 101Y	CHAMPIRO HPY
	195/65 R15 91H	CHAMPIRO ECO
	195/65R15 91H	GitiComfort 228

DAIHATSU

	Size	Pattern
	155/80 R13 79T 175/65 R14 82T	CHAMPIRO ECO
	195/65 R15 91H	CHAMPIRO BXT
	215/65 R16 98S	SAVERO SUV
	205/65 R16 95H 205/60 R17 94H	CHAMPIRO ECOTEC
	155/80 R13 79T 175/65 R14 82T	CHAMPIRO ECO
	185/70 R14 88H	CHAMPIRO ECO-G


DONGFENG



	Size	Pattern
SUCCE 	205/60R16 92H	GitiComfort 221
RUIQI 	255/70R16 111T 245/70R16 111S XL	Giti4x4 AT70 Giti4x4 HT150
FM7 	225/55R17 101H	GitiComfort SUV520
LINGZHI 	215/65R15 100H	Giti WINGRO
JOYEAR X5 	215/60R17 96H	GitiComfort SUV520
JOYEAR X3 	215/65R16 102H	GitiComfort SUV520
JOYEAR XV 	215/65R16 102H	GitiComfort SUV520




ESEMKA



	Size	Pattern
BIMA 12/13 	175/65 R14C 6PR 90/88T	MAXMILER PRO






FIAT



	Size	Pattern
Alfo Mito 	T135/70R16 101M	SPARE TIRE
Fiat500 	S135/80R14 84M	SPARE TIRE
Panda 	T125/80R15 95M	SPARE TIRE



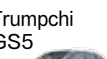
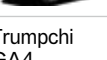
FOTON



	Size	Pattern
TUOLUZHE 	265/65R17 112T 265/70R16 112T	SAVERO HT PLUS
FENGJING 	195R15C LT 106/104R	GitiVan 600
MPX E 	205/70R15 100S	WINGRO
MPX S 	195/70R15C LT 104/101R	MAXWAY
SAPU 	P245/70R16 107T	SAVERO HT PLUS





GAC



	Size	Pattern
Trumpchi GS3 	215/55R18 95H	GitiComfort F50
Trumpchi GS4 	225/60R17 99H	GitiComfort F50
Trumpchi GS5 	235/50R19 99V	GitiComfort F50
Trumpchi GA4 	205/55R16 91V	GitiComfort F22















GEELY



	Size	Pattern
EMGRAND GS 	225/45R18 95V 225/50R17 94V 205/60R16	GitiComfort 228v1
EMGRAND EV 	205/50R17 93W	GitiComfort 228v1
GC9 	245/45ZR18 100W 215/55R17 94V	GitiControl 280v1 GitiComfort 228v1
NL3 	225/65R17 102H 225/60R18 100H	GitiComfort SUV520 GitiComfort F50

GEELY



	Size	Pattern
EMGRAND EC8 	215/55R17 94V 215/60R16 95V	GitiComfort 228
EMGRAND EC7 	215/55R16 93V 205/55R16 91V	GitiComfort 228v1
GX7 	225/60R17 99H 225/65R17 102H	GitiComfort SUV520
SC 	195/60R15 88H	GitiComfort 228
VISION 	205/55R16 91V	GitiComfort 228v1
VISION S1 	215/50R17 91V	GitiComfort 228v1
EMGRAND GL 	205/55R16 91V 205/50R17 93W	GitiComfort 228v1
NL-4AB 	225/65R17 102H 225/60R18 100H	GitiComfort SUV520 GitiComfort F50
FY11/NL-5 	235/55R18	GitiComfort F50
VF11 	215/60R17 96H 225/55R17 97V 235/50R18 97V	GitiComfort F50 GitiComfort 228v1 GitiComfort F22
VF12 	225/60R17 99H 225/55R18 98V	GitiComfort 225 GitiComfort F22
FS11 	215/60R16 215/55R17	GitiComfort F22
SX11 	215/60R17 215/55R18	GitiComfort SUV520 GitiComfort F50
SX12 	215/60R17	GitiComfort F50



GEELY



	Size	Pattern
	225/50R17 94V	GitiComfort F22
	225/45R18 95V	
	205/55R16 91V	GitiComfort 280v1
	195/65R15 91H	Giti Taxi 900
	225/55R18	GitiComfort 225v1

GLEAGLE



	Size	Pattern
	165/60R14 75H	WINGRO

GREAT WALL



	Size	Pattern
	215/50R18 96V XL	GitiComfort 225v1
	P235/65R17 108T XL	SAVERO HT PLUS
	185/65R15 88H	GitiComfort 228
	235/70R16 106T	SAVERO HT PLUS
	215/75R15 100S	

HAIMA



	Size	Pattern
	215/60R17 96H	GitiComfort SUV520
	215/65R16 102H	
	225/60R18 100H	GitiComfort 520v1
	225/55R19 99H	

HAVAL



	Size	Pattern
	235/60R19 107H XL	GitiComfort F50
	235/65R18 106V	
	235/60R18 103H	GitiComfort SUV520
	225/65R17 102H	GitiComfort SUV520
	225/65R17 102H	GitiComfort SUV520
	235/60R18 103H	
	P235/65R17 104T	SAVERO HT PLUS
	235/65R18 106V	
	235/55R18 100V	GitiComfort SUV520
	205/60R16 92H	GitiComfort 221
	225/65R17 102H	GitiComfort SUV520

HINO



	Size	Pattern
	235/65 R16C 121/119R	MAXMILER PRO

HONDA



	Size	Pattern
	185/65 R15 88H	CHAMPIRO ECO
	175/65 R15 84T	CHAMPIRO ECO
	215/55 R17 94V	CHAMPIRO HPY

HONDA



	Size	Pattern
	175/65 R15 84T	CHAMPIRO ECO
	185/65 R15 88H	CHAMPIRO ECO

HYUNDAI



	Size	Pattern
	175/70R14 84T	GitiComfort 220

ISUZU



	Size	Pattern
	225/75 R16C 118/116R	MAXMILER PRO
	195 R14C 8PR 106/104R	MAXMILER PRO





JAC



	Size	Pattern
	215/55R17 94V	GitiComfort F22
	165/65R14 79T	CHAMPIRO 128
	185/65R15 88H	GitiComfort 221
	185/60R15 84H	GitiComfort 221
	205/55R16 94V XL	GitiComfort 221v1
	205/50R17 93W XL	GitiComfort 225
	185/65R15 88H	GitiComfort 221

JAC



	Size	Pattern
S2MINI 	185/65R15 88H	GitiComfort 221
S3 	205/55R16 94V XL	GitiComfort 221v1
S4 	215/50R17 95V XL	GitiComfort F22
S5 	225/55R18 98V	GitiComfort SUV520
S7 	235/60R18 103H	GitiComfort F50
M4 	215/65R16 102H XL	GitiComfort 225
M5 	225/60R17 99H	GitiComfort 225
M6 	215/65R16 102H XL 235/50R18 101H	GitiComfort 225 GitiComfort F22
SUNRAY 	185/75R16LT 102/99R 8PR	GitiVan 600
E10X 	165/65R14 79T	GitiComfort 220
E20X 	205/55R16 94V 205/50R17 93W XL	GitiComfort 221v1 GitiComfort 225


JMC



	Size	Pattern
YUE HU 7 	P265/70R16 112T 245/70R17 110T	SAVERO HT Giti4x4 HT152




KIA



	Size	Pattern
BIG UP 	195 R14 106/104R	Maxmiler CX


KING KONG



	Size	Pattern
Bus Elf 	185/60R15 84H	GitiComfort 221 CHAMPIRO 128
CROSS 	195/55R16 91H	GitiComfort 228
CK 	175/65R14	WINGRO



LUXGEN



	Size	Pattern
U6 	215/55R17 94W	GitiControl 280v1



LYNK&CO



	Size	Pattern
06 	215/60R17 215/55R18	GitiComfort F50
03 	205/60R16	GitiComfort 228v1


MAXUS



	Size	Pattern
G50 	215/55R17 95V	GitiComfort 228v1
T90 	245/65R17 265/60R18	GitiComfort HT152

MAZDA



	Size	Pattern
VX1 	185/65 R15 88H	CHAMPIRO ECO




MITSUBISHI



	Size	Pattern
FE71 	225/75 R16 10PR	MAXMILER PRO




NISSAN



	Size	Pattern
DATSUN GO 	155/70 R13 75T	CHAMPIRO ECO
DATSUN GO+ PANCA 	155/70 R13 75T	CHAMPIRO ECO
D22 	215/75R15 LT 100/97S	GitiVan 600




PEUGEOT



	Size	Pattern
301 	195/55R16 87H 185/65R15 88H	GitiComfort 221
408 	215/50R17	GitiComfort 228v1
NEW 2008 	215/60R17 215/55R18	GitiComfort F50

PROTON



	Size	Pattern
SAGA 	185/60 R14	CHAMPIRO ECO
EXORA 	205/55 ZR16 91W	CHAMPIRO HPY
X70 	225/65 R17 102H 225/60 R18 100H	SAVERO SUV

**RENAULT**

	Size	Pattern
	185/65R15 88H	CHAMPIRO VP1
	185/65 R15 88H	GitiSynergy E1
	205/60 R16 92H	
	T125/70 R16 96M	SPARE TIRE
LOGAN MCV	T125/70R16 96M	SPARE TIRE
	185/65R15 88H	CHAMPIRO VP1
	185/65 R15 88H	GitiSynergy E1
	205/60 R16 92H	
	T125/70R16 96M	SPARE TIRE
STEPWAY	205/60 R16 92H	GitiSynergy E1
DUSTER	215/65 R16 98H	GitiPremium SUV PX1

**SAIC**

	Size	Pattern
	215/60R17 96H	GitiComfort SUV520
	185/70R14 88H	Champro 728
	185/65R15 88H	GitiComfort 228
	195/55R16 91H	

**SEAT**

	Size	Pattern
	185/70R14 88H	GitiSynergy E1
ATECA	215/60R16 95V	GitiPremium SUV PX1
ATECA PA	225/55R17 97V	GitiSynergy H2
ARONA	205/60R16 92H	GitiSynergy E1
	205/55R16 91H	SPARE TIRE

**SGMW**

	Size	Pattern
CONFERO S	195/60 R15 92H XL	CHAMPIRO ECO
	195/60 R15 92H XL	CHAMPIRO ECO
ALMAZ	215/60 R17 96H	SAVERO SUV
ALMAZ RS	215/60 R17 96H	SAVERO SUV

**SKODA**

	Size	Pattern
	215/60R16 95V	GitiPremium SUV PX1
	T125/70R1899M	GitiWingro
KAROQ PA	225/55R17 97V	GitiSynergy H2
KAMIQ	T125/70R1899M	GitiWingro
	195/65R15 91H	Comfort 221v1
	205/55R16 91V	
SUPURB NF	195/60R16 89H	Comfort 228v1
THARU/YETI	T125/70R18 99M	SPARE TIRE
SK A+	T145/85 R18 103M	SPARE TIRE

**SOU EAST**

	Size	Pattern
LANCER	195/55R15 85V	GitiComfort 228
V3	185/60R15 84H	GitiComfort 221
	185/65R14 86H	WINGRO

**SOU EAST**

	Size	Pattern
DX3	215/55R18 95V	GitiComfort 520v1
DX5	235/55R18 100V	GitiComfort 520v1

**SOKONINDO**

	Size	Pattern
SUPER CAB	185 R14 102/100R	MAXMILER PRO
	195 R14C 8PR	
	106/104R	
GLORY 580	225/60 R17 99H	SAVERO SUV
GLORY I-AUTO	225/55 R18 98V	SAVERO SUV
GLORY 560	215/60 R17 96H	SAVERO SUV

**SUZUKI**

	Size	Pattern
CARRY PU	185 R14 102/100R	MAXMILER PRO
WAGON R	145/80 R13 75T	CHAMPIRO ECO
WAGON R GS	175/65 R14 82T	CHAMPIRO ECO


TOYOTA


	Size	Pattern
AVANZA 	185/70 R14 88H	CHAMPIRO ECO-G
AGYA 	175/65 R14 82T	CHAMPIRO ECO
CALYA 	175/65 R14 82T	CHAMPIRO ECO
NEW RUSH 	215/65 R16 98S	SAVERO SUV
KIJANG INOVA 	205/65 R16 95H	CHAMPIRO LUXE
RAIZE 	205/65 R16 95H 205/60 R17 94H	CHAMPIRO ECOTEC

VOLKSWAGEN


	Size	Pattern
CADDY 5 	205/60R16 96H XL 215/55R17 98H XL	GitiSynergy H2
POLO 	195/55R16 91V 185/70R14 88H 185/65R15 88H	GitiComfort 228 GitiSynergy E1 GitiComfort 220v1
TOURAN NF 	195/60R16 89H	Comfort 228v1
NCS GP 	205/55R16 91V	GitiComfort 221v1
NCS NF 	T125/70R18 99M	SPARE TIRE
LAVIDA 	T125/70R16 96M	SPARE TIRE
CRAFTER 	205/70R17C 115/113R 10PR	GitiVan HD1

VOLKSWAGEN


	Size	Pattern
UP 	185/60 R15 84H	CHAMPIRO 228
Atlas 	T165/80R17 104M	SPARE TIRE
Tiguan 	215/65R17 99H 235/55R18 100H	GitiComfort XA1
Tiguan R-Line 	255/45R19 100H 255/40R20 100H XL	GitiComfort XA1
SANTANA 	185/60R15 84T 175/70R14 84T	GitiComfort 228 GitiComfort 220v1
JETTA 	185/60R15 84T 175/70R14 84T	GitiComfort 228 GitiComfort 220v1
PASSAT 	235/45 R18 94H 235/40 R19 92H T125/70R18 99M	GitiComfort A1 GitiWingro
POLO NF 	195/55R16 91V XL	GitiSynergy E1
T-ROC 	215/60R16 95V T125/70R18 99M	GitiPremium SUV PX1 SPARE TIRE
GOLF 7 	195/65R15 91H 205/55R16 91V	Comfort 221v1
BORA NF 	205/55R16 91H	GitiSynergy E1
T-CROSS 	205/60R16 92H 205/55R16 91H	GitiSynergy E1 SPARE TIRE

WEY


	Size	Pattern
WEY VV7 	255/45R21 102H	GitiComfort 520v1

YUDO


	Size	Pattern
1T 	205/60R16 92V	GitiComfort 225
3T 	215/50R17 91V	GitiComfort 225



www.giti.com